

# ELECTRIC BAIN-MARIE ON CABINET

CODICE  
CR0990339

MODELLO  
D72/10CBE

SERIE  
DIAMANTE 70



## GENERAL CHARACTERISTICS

In addition to offering the widest choice of solutions and 2 mm thick and 70 cm deep tops, this series has all the power, robustness and functionality you need to work efficiently. Scotch Brite finish stainless steel outer shells and feet. Worktop height adjustable from 840 to 900 mm. Modularity of range: 200-400-600-800-1200. Wide range of accessories.

## TECHNICAL SPECIFICATIONS

■ Temperature adjustable from 30 to 90 °c by thermostat. ■ Tub equipped with an overflow level. ■ Perforated false bottom for supporting containers. ■ Height of the work surface adjustable from 840 to 900 mm. ■ Stainless steel outer shells and feet.

■ Adjustable temperature in tank with overflow and perforated false bottom for supporting containers. GN-sized tank. ■ Equipment certified for low voltage directive 2014/35/EU according to the international CB scheme. ■ Thanks to the jet-proofing certification obtained in specific tests, the knobs and under-knobs can be washed, without compromising functionality and safety.

## ELECTRIC BAIN-MARIE ON CABINET

CODICE  
CR0990339

MODELLO  
D72/10CBE

SERIE  
DIAMANTE 70

### Technical Information

SPECIFICATION	DATA
MATERIAL	CR0990339
DEFINITION	D72/10 CBE BAGNOMARIA EL. M40 VANO G.
COMMERCIAL LINE	DIAMANTE
SUPPLY	ELECTRICS
DIM. WIDTH	400 mm
DIM. PRODUCTIVITY	730 mm
DIM. HEIGHT	870 mm
NET WEIGHT	30 Kg
VOLUME (net)	0.254
PACKAGE LENGTH	450 mm
PACKAGE WIDTH	850 mm
PACKAGING HEIGHT	1150 mm
PACKAGE VOLUME	0,440 m3
GROSS PACKING WEIGHT	39.4 Kg
STANDARD POWER SUPPLY	220-240V 1N
FREQUENCY	50-60 Hz
ELECTRICAL POWER	1.8 kW
IP GRADE	IPX4
CERTIFIED MODEL	D72/10 CBE

CODICE  
CR0990339

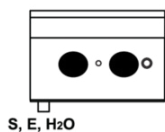
MODELLO  
D72/10CBE

SERIE  
DIAMANTE 70

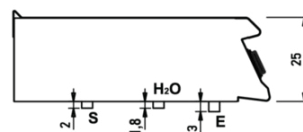
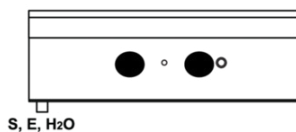
## SCHEMA DI INSTALLAZIONE - INSTALLATION DIAGRAM - INSTALLATIONSPLAN - SCHÉMA D'INSTALLATION - ESQUEMA DE INSTALACION - INSTALLATIESCHEMA - IINSTALLATIONSRTNINGAR

MISURE IN cm - DIMENSIONS IN cm - ABMESSUNGEN IN cm  
MESURES EN cm - MEDIDAS EN cm - MATEN IN cm

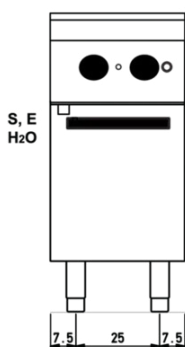
(D) 72/10 TCBE



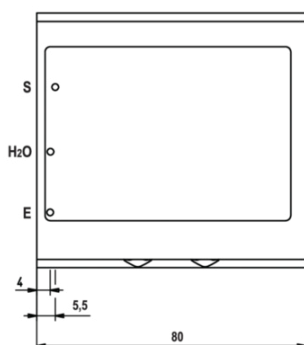
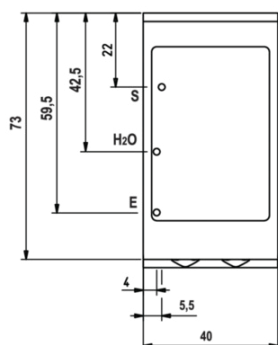
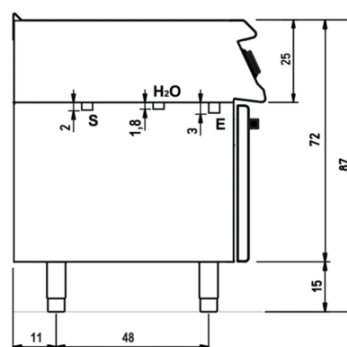
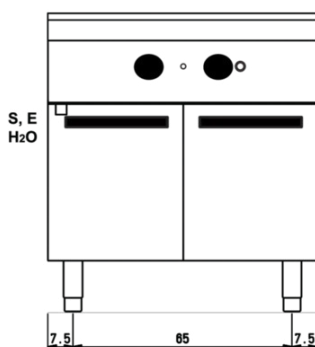
(D) 74/10 TCBE



(D) 72/10 CBE



(D) 74/10 CBE



### Legenda - Legende - Key - Légende - Leyenda - Legenda

- E** Pressacavo entrata linea elettrica - Stopfbuchse - Electric cable stress relief  
Presse étoupe de câble él. - Pisacable - Elektrische kabelwartel
- S** Attacco scarico acqua - Wasserablauf - Water outlet  
Vidange de l'eau - Desaguadero - Wateraftapaansluiting  
**EN 10226-1 R 1/2**

- H2O** Attacco arrivo acqua - Wasseranschluss - Water inlet  
Arrivée eau - Union de agua - Wateraansluiting  
**EN ISO 228-1 G 3/4**

## ELECTRIC BAIN-MARIE ON CABINET

CODICE  
CR0990339

MODELLO  
D72/10CBE

SERIE  
DIAMANTE 70



Adjustable temperature in tank with overflow and perforated false bottom for supporting containers. GN-sized tank.



Equipment certified for low voltage directive 2014/35/EU according to the international CB scheme.



Thanks to the jet-proofing certification (IPX5) obtained through specific tests, knobs and under-knobs can be washed, without compromising functionality and safety.