

ELECTRIC BAIN-MARIE TOP

CODICE
CR0990299

MODELLO
D72/10TCBE

SERIE
DIAMANTE 70



GENERAL CHARACTERISTICS

In addition to offering the widest choice of solutions and 2 mm thick and 70 cm deep tops, this series has all the power, robustness and functionality you need to work efficiently. Scotch Brite finish stainless steel outer shells and feet. Worktop height adjustable from 840 to 900 mm. Modularity of range: 200-400-600-800-1200. Wide range of accessories.

TECHNICAL SPECIFICATIONS

■ Temperature adjustable from 30 to 90 °c by thermostat. ■ Tub equipped with an overflow level. ■ Perforated false bottom for supporting containers. ■ Height of the work surface adjustable from 840 to 900 mm. ■ Stainless steel outer shells and feet.

■ Adjustable temperature in tank with overflow and perforated false bottom for supporting containers. GN-sized tank. ■ Equipment certified for low voltage directive 2014/35/EU according to the international CB scheme. ■ Thanks to the jet-proofing certification obtained in specific tests, the knobs and under-knobs can be washed, without compromising functionality and safety.

ELECTRIC BAIN-MARIE TOP

CODICE
CR0990299

MODELLO
D72/10TCBE

SERIE
DIAMANTE 70

Technical Information

SPECIFICATION	DATA
MATERIAL	CR0990299
DEFINITION	D72/10 TCBE BAGNOMARIA EL. TOP M40
COMMERCIAL LINE	DIAMANTE
SUPPLY	ELECTRICS
DIM. WIDTH	400 mm
DIM. PRODUCTIVITY	730 mm
DIM. HEIGHT	250 mm
NET WEIGHT	21 Kg
VOLUME (net)	0.073
PACKAGE LENGTH	440 mm
PACKAGE WIDTH	850 mm
PACKAGING HEIGHT	550 mm
PACKAGE VOLUME	0,206 m3
GROSS PACKING WEIGHT	27 Kg
STANDARD POWER SUPPLY	220-240V 1N
FREQUENCY	50-60 Hz
ELECTRICAL POWER	1.8 kW
IP GRADE	IPX4
CERTIFIED MODEL	D72/10 TCBE

CODICE
CR0990299

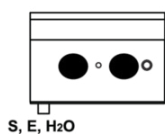
 MODELLO
D72/10TCBE

 SERIE
DIAMANTE 70

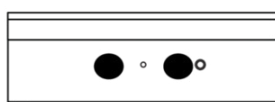
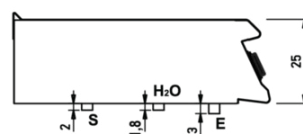
 SCHEMA DI INSTALLAZIONE - INSTALLATION DIAGRAM - INSTALLATIONSPLAN - SCHÉMA D'INSTALLATION -
ESQUEMA DE INSTALACION - INSTALLATIESCHEMA - IINSTALLATIONSRTNINGAR

 MISURE IN cm - DIMENSIONS IN cm - ABMESSUNGEN IN cm
MESURES EN cm - MEDIDAS EN cm - MATEN IN cm

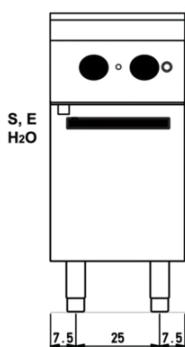
(D) 72/10 TCBE

S, E, H₂O

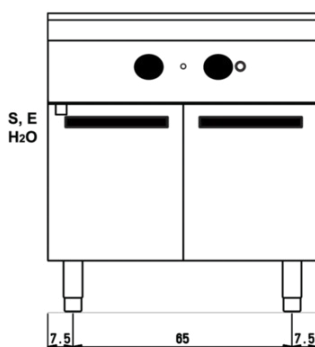
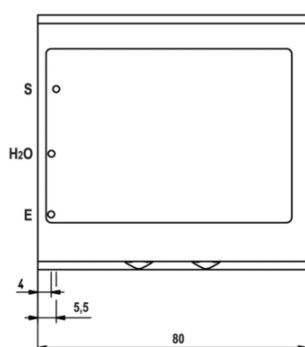
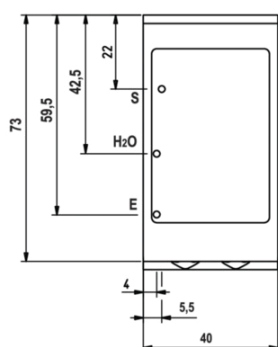
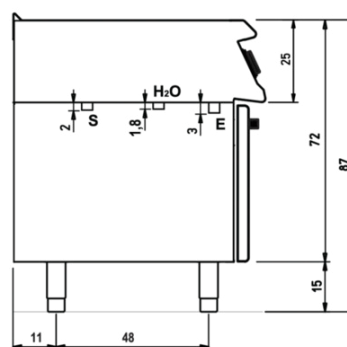
(D) 74/10 TCBE

S, E, H₂O

(D) 72/10 CBE

S, E
H₂O

(D) 74/10 CBE

S, E
H₂O

Legenda - Legende - Key - Légende - Leyenda - Legenda

- E** Pressacavo entrata linea elettrica - Stopfbuchse - Electric cable stress relief
 Presse étoupe de câble él. - Pisacable - Elektrische kabelwartel
- S** Attacco scarico acqua - Wasserablauf - Water outlet
 Vidange de l'eau - Desaguadero - Wateraftapaansluiting
EN 10226-1 R 1/2


- H2O** Attacco arrivo acqua - Wasseranschluss - Water inlet
 Arrivée eau - Union de agua - Wateraansluiting
EN ISO 228-1 G 3/4

ELECTRIC BAIN-MARIE TOP

CODICE
CR0990299

MODELLO
D72/10TCBE

SERIE
DIAMANTE 70



Adjustable temperature in tank with overflow and perforated false bottom for supporting containers. GN-sized tank.



Equipment certified for low voltage directive 2014/35/EU according to the international CB scheme.



Thanks to the jet-proofing certification (IPX5) obtained through specific tests, knobs and under-knobs can be washed, without compromising functionality and safety.