

DIRECT ELECTRIC BOILING PAN 150lt

CODICE
CR1139459

MODELLO
DT94/10PED15

SERIE
DIAMANTE 90 TOUCH



GENERAL CHARACTERISTICS

Diamond 90 Touch - Everything under control Everything is under control, perfect results every time. Thanks to the practical display, parameter selection is quick and precise. Easy and clear temperature management, and special functions are always visible and accessible from the display. Tradition and innovation, everything on your worktop A new non-slip square and rounded knob design for a more ergonomic grip and an embossed indicator that makes it easier to select the datum to be set. And with the exclusive Encoder Functionality, simply touch the parameter you want, turn the knob to adjust the level and press it to start the set datum. With water- and dirt-proof crown. Quick and precise parameter selection. Easy and clear temperature management. Special functions always visible and accessible from the display. Stainless steel outer shells and feet. Height from the work surface adjustable from 840 to 900mm. Tops with 2 mm thickness

TECHNICAL SPECIFICATIONS

■ AISI 304 stainless steel tanks with AISI 316 bottom. ■ Water loading by means of 2 solenoid valves, with the possibility of loading cold or hot water. ■ Frontal drain by means of 2" chrome-plated brass faucet. ■ Indirect electric version: heating with 2 sets of armoured heating elements positioned inside the cavity. ■ Direct electric version: heating by means of 3 stainless steel heating elements positioned externally on the bottom of the container.

■ Possibility of setting 2 timers to control cooking. An acoustic signal warns the operator at the end of the set time. ■ Possibility of hot or

cold water loading ■ Power level control via touch screen and adjustment with ergonomic knob ■ Stainless steel tank with aisi 316 bottom ■ Possibility of hot or cold water loading ■ Everything is under control, perfect results every time. Thanks to the practical display, parameter selection is quick and precise. Easy and clear temperature management, and special functions are always visible and accessible from the display. ■ Thanks to the jet-proofing certification (IPX5) obtained through specific tests, knobs and under-knobs can be washed, without compromising functionality and safety.

DIRECT ELECTRIC BOILING PAN 150lt

CODICE
CR1139459

MODELLO
DT94/10PED15

SERIE
DIAMANTE 90 TOUCH

Technical Information

SPECIFICATION	DATA
MATERIAL	CR1139459
DEFINITION	DT94/10 PED15 PENT.DIR.M80 150LT ELETTR.
COMMERCIAL LINE	DIAMANTE TOUCH
SUPPLY	ELECTRICS
DIM. WIDTH	800 mm
DIM. PRODUCTIVITY	900 mm
DIM. HEIGHT	870 mm
NET WEIGHT	167 Kg
PACKAGE LENGTH	850 mm
PACKAGE WIDTH	1020 mm
PACKAGING HEIGHT	1050 mm
PACKAGE VOLUME	1,300 m3
GROSS PACKING WEIGHT	178 Kg
STANDARD POWER SUPPLY	380-415V 3N
FREQUENCY	50-60 Hz
ELECTRICAL POWER	12 kW
IP GRADE	IPX5
CERTIFIED MODEL	DT94/10 PED15
Capacity	150

DIRECT ELECTRIC BOILING PAN 150lt



weinnovate cooking

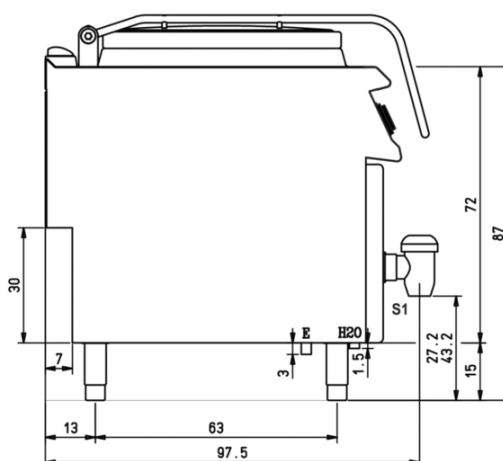
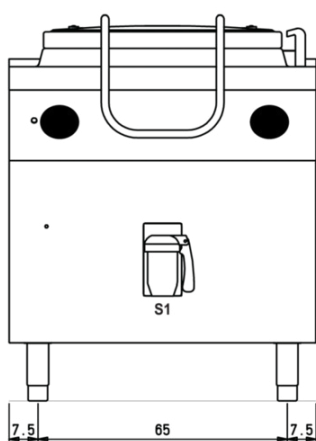
CODICE
CR1139459

MODELLO
DT94/10PED15

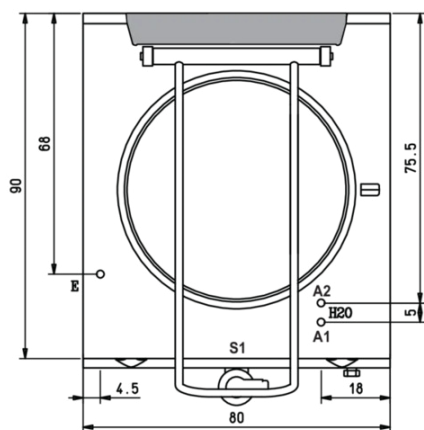
SERIE
DIAMANTE 90 TOUCH

SCHEMA DI INSTALLAZIONE - INSTALLATION DIAGRAM - INSTALLATIONSPLAN - SCHÉMA D'INSTALLATION - ESQUEMA DE INSTALACION - INSTALLATIESCHEMA - IINSTALLATIONSRTNINGAR

MISURE IN cm - DIMENSIONS IN cm - ABMESSUNGEN IN cm
MESURES EN cm - MEDIDAS EN cm - MATEN IN cm



(D) 94/10 PED...



Legenda - Legende - Key - Légende - Leyenda - Legenda

- H2O** Attacchi arrivo acqua - Wasseranschluss - Water inlet - Arrivée eau - Union de agua - Wateraansluiting
A1 = Calda - Heiss - Warm - Chaude - Caliente - Warm
A2 = Fredda - Kalt - Cold - Froid - Fria - Koude
EN ISO 228-1 G 3/4
E Pressacavo entrata linea elettrica - Stopfbuchse - Electric cable stress relief
 Presse étoupe de câble él. - Pisacable - Elektrische kabelwartel
S1 Scarico acqua - Wasserablauf - Water outlet - Vidange de l'eau - Desaguadero - Wateraftapaansluiting 2"

DIRECT ELECTRIC BOILING PAN 150lt


CODICE
CR1139459

MODELLO
DT94/10PED15

SERIE
DIAMANTE 90 TOUCH



Possibility of setting 2 timers to control cooking. An acoustic signal warns the operator at the end of the set time.



Possibility of hot or cold water loading



Possibility of hot or cold water loading



Everything is under control, perfect results every time. Thanks to the practical display, parameter selection is quick and precise. Easy and clear temperature management, and special functions are always visible and accessible from the display.



Power level control via touch screen and adjustment with ergonomic knob



Thanks to the jet-proofing certification (IPX5) obtained through specific tests, knobs and under-knobs can be washed, without compromising functionality and safety.



Stainless steel tank with aisi 316 bottom

DIRECT ELECTRIC BOILING PAN 150lt

CODICE
CR1139459

MODELLO
DT94/10PED15

SERIE
DIAMANTE 90 TOUCH

ACCESSORIES

CODE	MODELLO	DESCRIZIONE
MA97351000	9C15	COLANDER BASKET
MA97353000	9CV15	VEGETABLE STRAINER BASKET FOR POT
MA97355000	9-I15	FUNNEL FOR POT DISCHARGE
MA97349000	9-I5	POWDER DISCHARGE INSTALLATION-50 Lt. HOLES Ø 10-15-36 MM