

90 kg/ 24h

Ice makers - Spray System / Ice makers - Spray System:
C28 - C28+ - C38 - C38L - C46 - C46L - C54 - C70 - C70L - C90 - C90L

C90 ALL GAS

220-240/50/1

Ice makers - Spray System

- RAINBOW TECHNOLOGY
- USB
- PROGRAMMED OZONE CYCLE
- SCHEDULED PRODUCTION
- TOUCH CONTROL
- BLUETOOTH
- WI-FI
- SAFE ICE

FEATURES

- Steel casing
- Air or water condensation
- Sanitization cycle
- Programmable ice production
- Capacitive control key
- Audible and light signaling alarms
- HACCP alarm report
- External cube weight adjustment
- USB connection for software update and HACCP data download
- Condenser fan controlled at low ambient temperatures
- Programmable ice production
- Predictive failure analysis
- Equipment performance report

OPTIONAL

- Sanitization cycle programmable with ozone
- Nanotechnological evaporator treatment with Rainbow Technology
- IoT cloud connection



DEPOSIT

42,0 kg
2100 pcs

DIMENSIONS

	L x P x H (mm)
	700 x 580 x 995
	740 x 640 x 1080

VOLTAGE

220-240/50/1
220/60/1

GAS

R290
GWP 3

ICE TYPE

	PCS / CYCLE	WEIGHT ICE
	PZ / CICLO	PESO GHIACCIO
Cubetto PIENO 20 g -70/90 35x 32x 37mm	56	20 g

ICE PRODUCTION

kg/24h
lbs/24h

Air cooled unit

Temp. Aria Air Temp.	Temp. Acqua /Water Temp.			
	10° 50°	15° 59°	21° 70°	32° 90°
10°	86	84	82	79
50°	190	185	181	174
21°	81	79	77	74
70°	179	174	170	163
32°	68	67	65	62
90°	150	148	143	137
38°	58	56	54	51
100°	128	123	119	112

Water cooling

Temp. Aria Air Temp.	Temp. Acqua /Water Temp.			
	10° 50°	15° 59°	21° 70°	32° 90°
10°	88	86	84	81
50°	193	189	185	178
21°	85	83	81	77
70°	187	182	178	169
32°	82	79	76	73
90°	180	174	167	160
38°	79	76	73	70
100°	174	167	160	154

TECHNICAL DATA

		cond	comp. W	ABS. W	Fuse	Kwh/100Kg	l / h	Kg	Kg
C90 A AG 220-240/50/1N			1065	670	10	21.6	9.07	54	63
C90 W AG 220-240/50/1N			1065	580	10	16.3	47.6	54	63

90 kg/ 24h

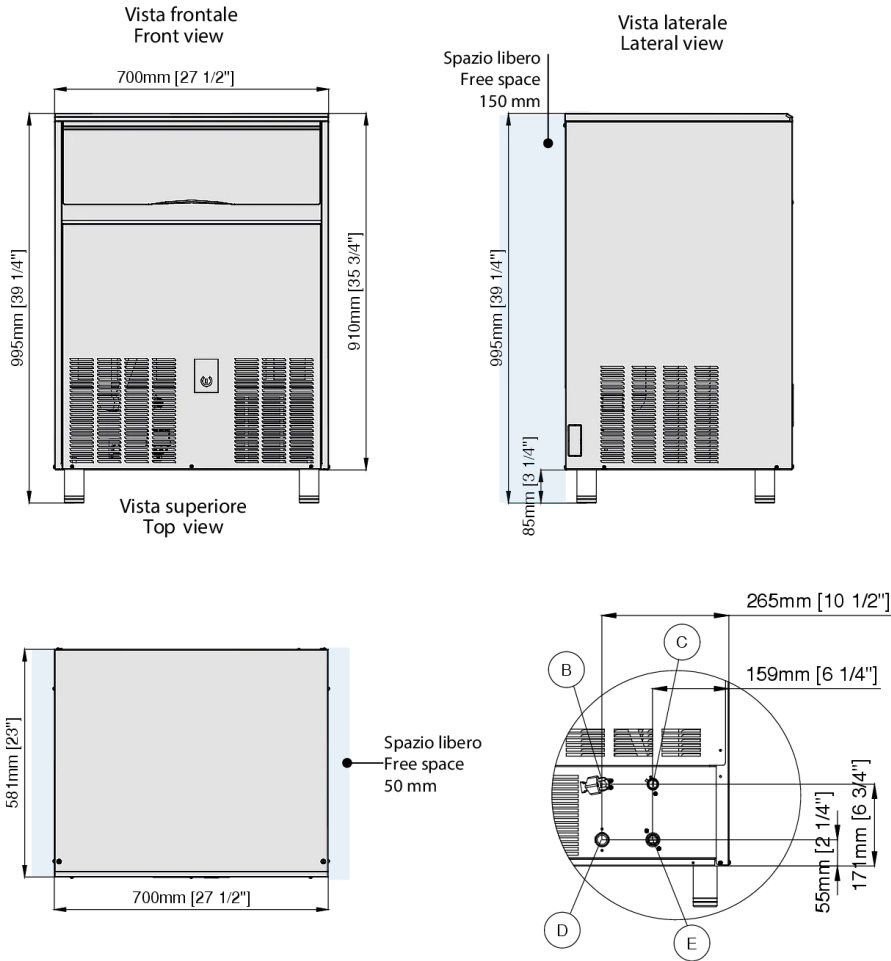
Ice makers - Spray System / Ice makers - Spray System:
C28 - C28+ - C38 - C38L - C46 - C46L - C54 - C70 - C70L - C90 - C90L

C90 ALL GAS

220-240/50/1

Ice makers - Spray System

DIMENSIONS

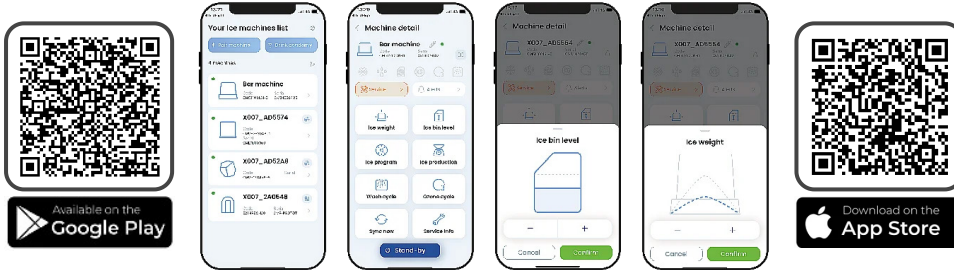


- B** Electrical cable supply / Ingresso alimentazione elettrica
- C** Water outlet connection / Attacco scarico acqua Ø 20 mm
- D** Water outlet connection water condensation / Uscita acqua condensatore ad acqua Ø 20 mm
- E** Water inlet connection / Attacco entrata acqua - 3/4"G

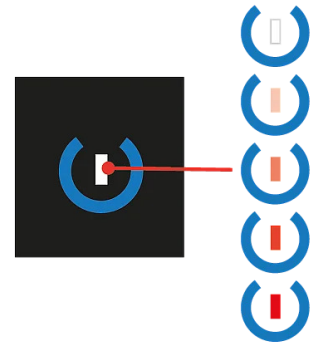


MyICE

Allow control and monitoring of ice makers directly from smartphone / Allow control and monitoring of ice makers directly from smartphone



TOUCH CONTROL



Operating conditions

	Min	Max
Temp. Ambient	10°C	40°C
Temp. Water Ice	5°	35°
Press. Water	1 Bar (14psi)	10 Bar (140psi)
Conducib.water	20 microS	500 microS
Power Supply	-10%	+10%

Capacitive Stand-by / Start button
(LED continuously changing colors from white to red)

Heat expelled	1770 W
Air Volume	310 m³/h